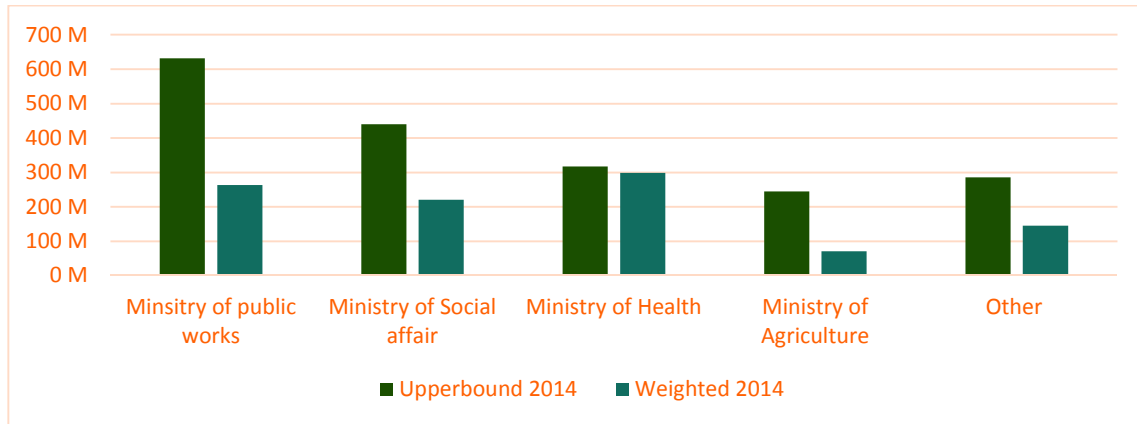
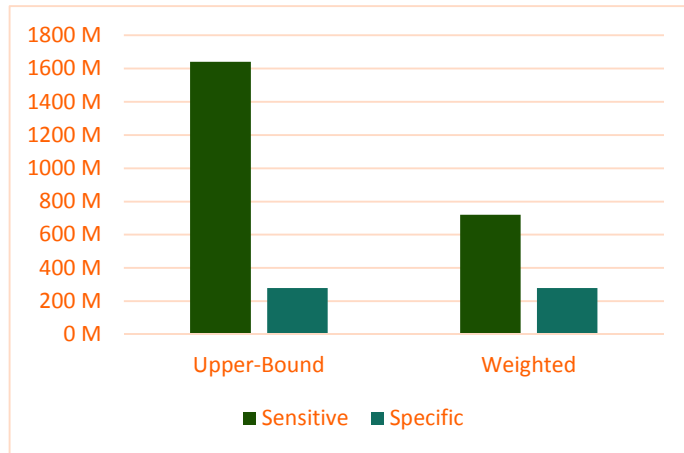


Indonesia	Summary table	Upper-bound		Weighted	
		AMOUNT USD	Per capita USD	AMOUNT USD	Per capita USD
	Nutrition Specific	\$279,091,060	\$1.12	\$279,091,060	\$1.12
	Nutrition Sensitive	\$1,640,844,636	\$6.57	\$719,532,165	\$2.88
	Total	\$1,919,935,696	\$7.68	\$998,623,224	\$4.00

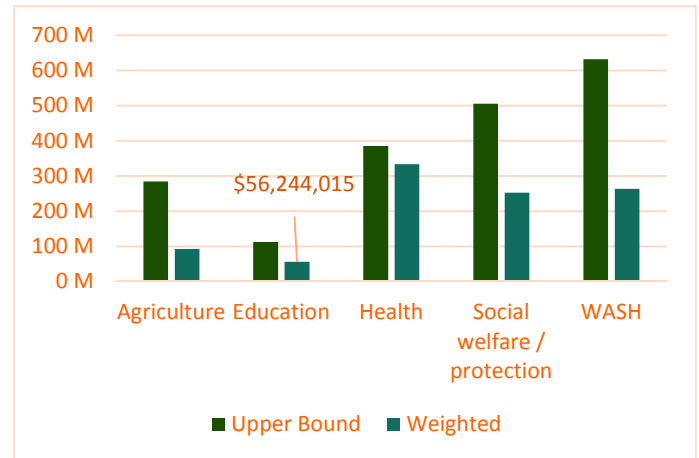
**FIGURE 1: Nutrition-Relevant Allocations in USD 2014**



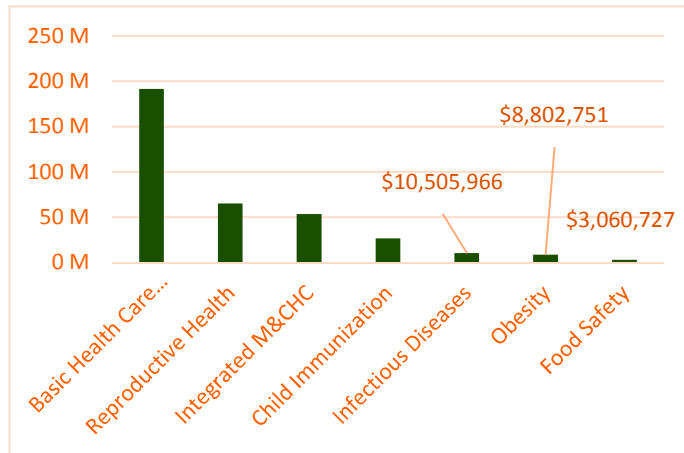
**FIGURE 2: Nutrition Specific and Nutrition Sensitive Allocations in USD 2014**



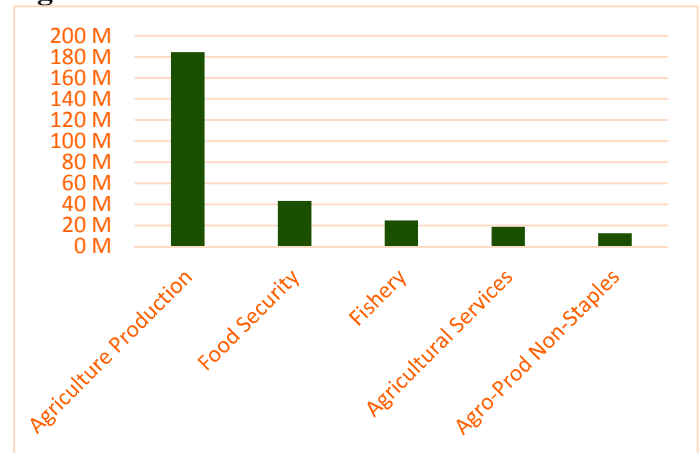
**FIGURE 3: Allocations Across Sectors in USD 2014**



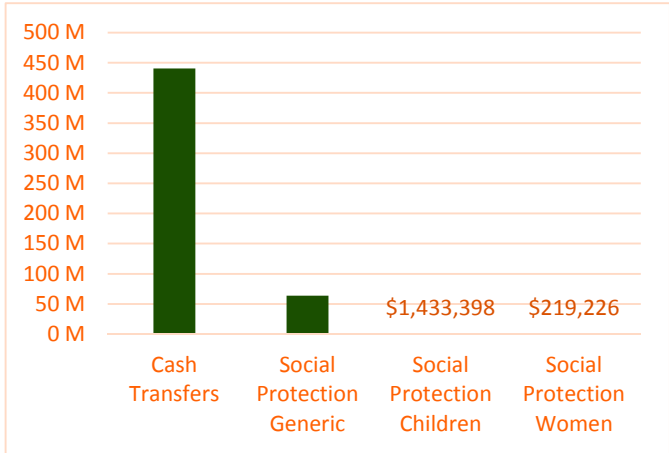
**FIGURE 4: Typology of Interventions Within the Health Sector**



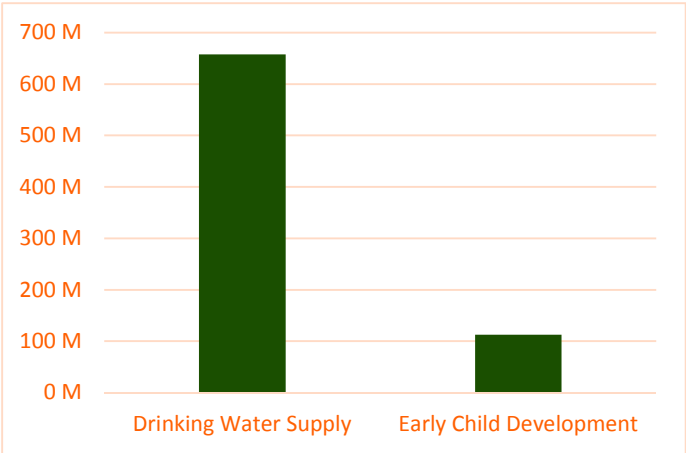
**FIGURE 5: Typology of Interventions Within the Agriculture Sector**



**FIGURE 6: Typology of Interventions Within the Social Protection Sector**



**FIGURE 7: Typology of Interventions Within the WASH and Education Sectors**



## **Explanatory Note:**

Indonesia's budgetary structure is aggregated at the program level. This means that each budget line item represents a program. With this information, the 2015 analysis by Indonesia identifies 46 nutrition relevant programs overseen by twelve MDA's which allocated US\$7.68 per-capita in 2014. When weighted estimates are applied the budget allocation share for nutrition drops to \$4.00 per-capita.

**Figure 1** highlights these spending differences between upper-bound and weighted nutrition budgetary expenditures across the twelve relevant MDA's. The upper-bound budget identifies that the Ministry of Health allocates \$1.27 per-capita (weighted per-capita \$1.20) across 10 programs. The National Population and Family Planning Agency oversees 6 programs by proportioning \$0.26 per-capita (weighted per-capita \$0.13), the Ministry of Social Affairs monitors 1 program through assigning \$1.76 per-capita (weighted per-capita \$0.88), and the Ministry of Agriculture implements 10 programs through allocating \$0.98 per-capita (weighted per-capita \$0.29). The remaining nine MDA's (grouped as "other" in Figure 1) implement 23 of the 46 nutrition-related programs totaling \$0.58 per-capita in allocations.

**Figure 2** identifies that allocations for 35 nutrition-sensitive programs totaled \$6.57 per-capita (weighted per-capita \$2.88) in allocations while 11 nutrition specific programs accounted for \$1.12 per-capita. All twelve ministries oversee nutrition-sensitive programs while four Ministries manage nutrition-specific programs.

**Figure 3** highlights how the upper-bound budget allocations of the three MDA's are spread across five nutrition related sectors: Health, Agriculture, Social Welfare and Protection, Education, and WASH.

Three Ministries oversee 19 nutrition-related programs in the Health sector: the National Drug and Food Control Agency (3 programs), the Ministry of Health (10 programs), and the National Population and Family Planning Agency (6 programs). Upper-bound estimates suggest that 20% of the nutrition related budget or \$1.54 per-capita is allocated to this sector (33% or \$1.33 per-capita with weighted estimates).

Three ministries also manage 18 nutrition-related programs in the Agriculture sector: the Ministry of Agriculture (10 programs), the Ministry of Industry (2 programs), and the Ministry of Marine Affairs and Fisheries (5 programs). Upper-bound estimates suggest that 15% or \$1.14 per-capita is allocated to this sector (9% and \$0.37 per-capita with weighted estimates).

Four ministries manage 6 nutrition-related programs in the Social Protection sector: Ministry of Social Affairs (1 program), Ministry of Manpower and Transmigration (1 program), Ministry of Home Affairs (1 program), and the Ministry of Women Empowerment and Child Protection (3 programs). Upper-bound estimates suggest that 25% or \$2.02 per-capita is allocated to this sector (25% or \$ 1.01 per capita with weighted estimates).

One Ministry manages 1 nutrition related program in the Education Sector: the Ministry of Education and Culture. Upper-bound estimates suggest that 5% or \$0.45 per-capita is allocated to this sector (5% or \$0.23 per-capita with weighted estimates).

One Ministry also manages 1 program related to the WASH sector: the Ministry of Public Works and Housing. Upper-bound estimates suggest that 32% or \$2.53 per-capita is allocated to this sector (26% or US\$1.05 per-capita with weighted estimate).

**Figure 4** outlines the typology of 7 types of interventions related to the Health sector: Basic Health Care (2 programs), Reproductive Health (6 programs), Integrated M&CHC (4 programs), Child Immunization (1 program), Infectious Diseases (1 program), Overweight, Obesity and NCD (1 program), and Food Safety (3 programs). Upper-bound estimates suggest that these 18 budget-line items total \$1.42 per-capita in allocations (\$1.24 per-capita with weighted estimates).

**Figure 5** highlights the typology of 5 types of interventions related to the Agriculture sector: Agriculture Production (3 programs), Food Security (5 programs), Fishery (6 programs), Agricultural Services (1 program), and Agricultural Production Non-Staples (3 programs). Upper-bound estimates suggest that these 18 budget-line items total \$1.12 per-capita in allocations (\$0.37 per-capita with weighted estimates).

**Figure 6** identifies the typology of 4 types of interventions related to the Social Protection sector: Cash Transfers/ Safety Nets (1 program), Social Protection Generic (1 program), and Social Protection Women (2 programs). Upper-bound estimates suggest that these 4 budget-line items total \$2.00 per-capita in allocations (\$1.00 per-capita with weighted estimates).

**Figure 7** combines the WASH and Education sectors. The figure identifies that 1 type of intervention related to Education totals \$0.44 per-capita in allocations (\$0.22 per-capita with weighted estimates): Education Early Childhood Development (1 program). 2 types of interventions related to the WASH sector total \$2.60 per-capita in allocations (\$1.12 per-capita with weighted estimates): Drinking Water Supply (2 programs), and Water Supply Generic (1 program).