

Cameroon	Summary table	Upper-bound		Weighted	
		AMOUNT USD	Per capita USD	AMOUNT USD	Per capita USD
	Nutrition Specific	No Data	No Data	No Data	No Data
	Nutrition Sensitive	No Data	No Data	No Data	No Data
	Total	\$357,142,377	\$15.65	No Data	No Data

FIGURE 1: Nutrition-Relevant Allocations in USD 2014

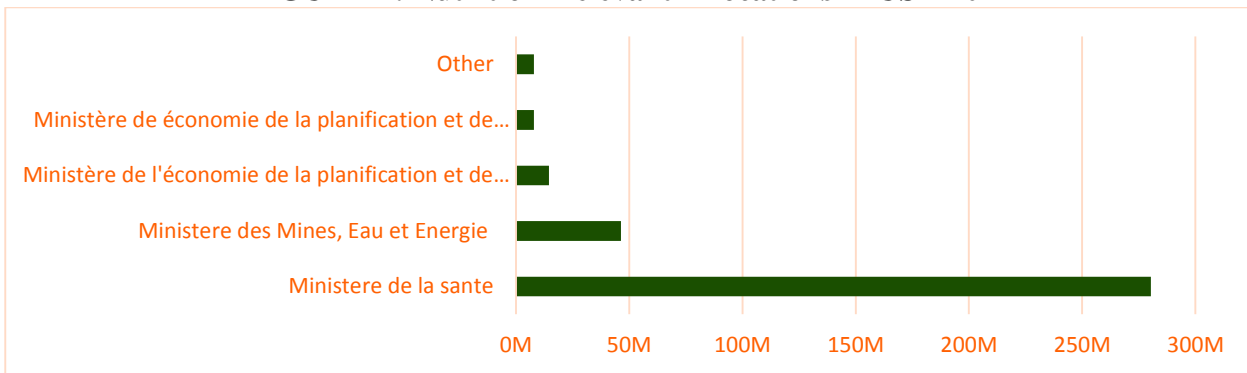


FIGURE 2: Allocations Across Sectors in USD 2014

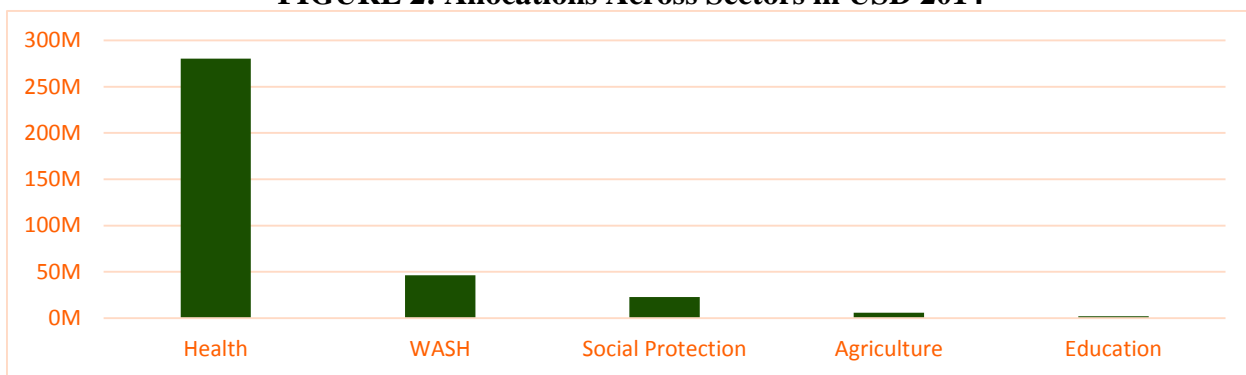


FIGURE 3: Typology of Interventions Within the Health Sector

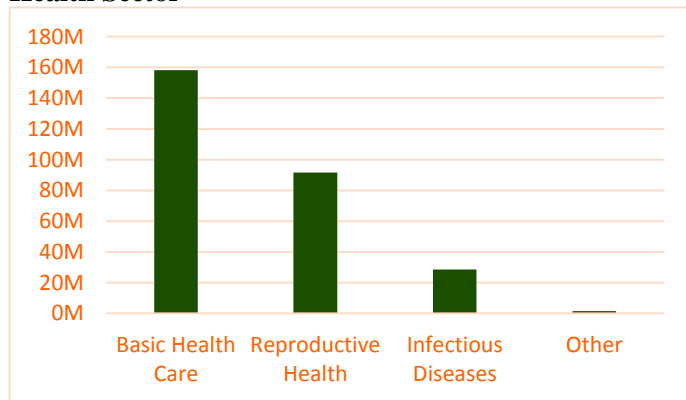


FIGURE 4: Typology of Interventions Within the Social Protection Sector

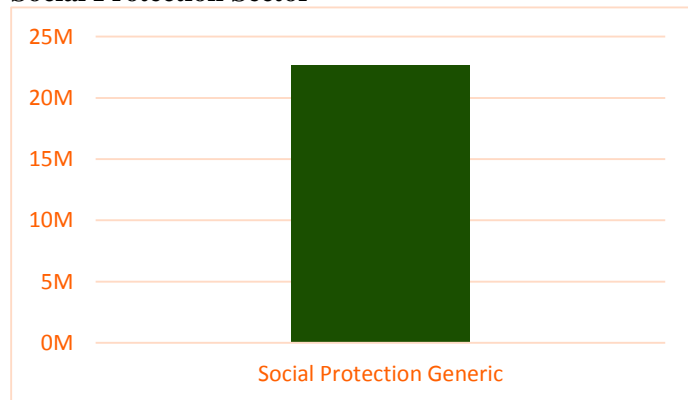


FIGURE 5: Typology of Interventions Within the WASH Sector

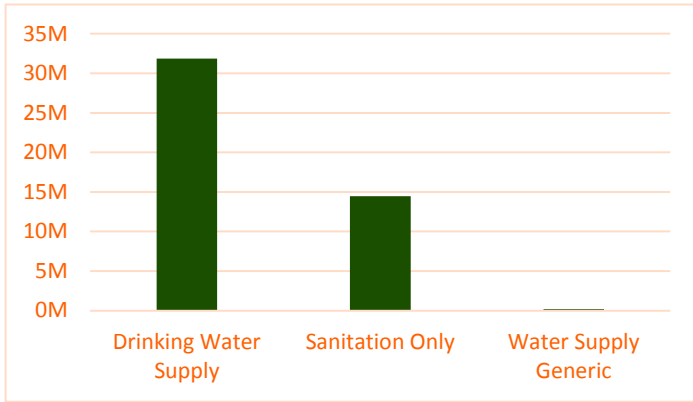


FIGURE 6: Typology of Interventions Within the Education Sector

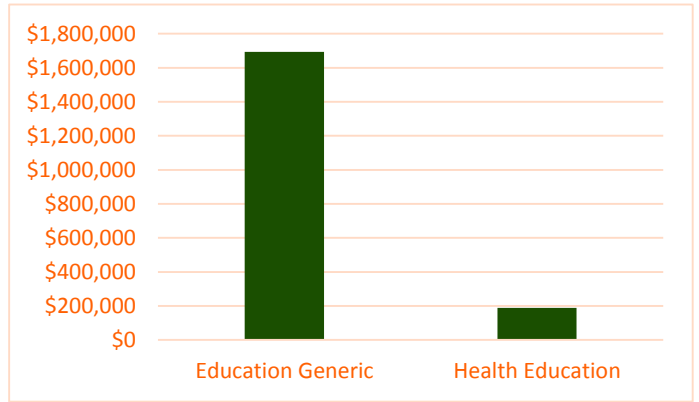
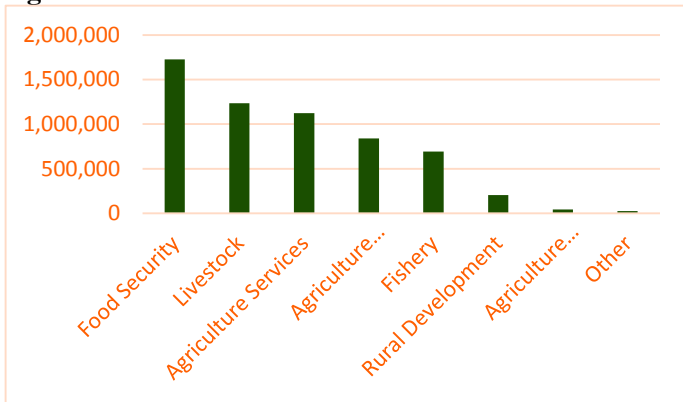


FIGURE 7: Typology of Interventions Within the Agriculture Sector



Explanatory Note:

Cameroun's budgetary structure is aggregated at the level of program implementation where each budget line item represents a nutrition-related program. With this information, the 2015 analysis by Cameroun identifies 55 nutrition relevant programs managed by eight identified MDA's in 2014 which totaled \$15.65 per-capita (all estimates in USD).

Figure 1 highlights the budgetary allocations across the eight MDA's. The three MDA's shown in Figure 1 collectively allocate \$15.40 per-capita across 23 programs: the Ministère de la Santé allocates \$12.28 per-capita across 15 programs, the Ministère des Mines allocates \$2.03 per-capita to implement 2 programs, and the Ministère de l'Économie allocates \$0.99 per-capita to manage 6 programs. The remaining five MDA's grouped as "other" in Figure 1 allocate \$0.35 per-capita to oversee 32 programs.

Figure 2 highlights how the budget allocations of the eight identified MDA's are spread across five nutrition related sectors: Health, Agriculture, Social Welfare and Protection, Education, and WASH.

Two MDA's implement 23 programs related to the Agriculture sector: the Ministère de l'Agriculture (15 programs), and the Ministère de l'élevage (8 programs). Upper-bound estimates suggest that 2% of the nutrition-related budget or \$0.27 per-capita is allocated to this sector.

Three MDA's manage 7 projects related to the Education sector: the Ministère de l'Éducation Primaire (5 programs), Ministère de la Santé (1 program) and the Ministère des Enseignements (1 program). Upper-bound estimates suggest that 0.01% of the nutrition-related budget or \$0.09 per-capita is allocated to this sector.

Two MDA's manage 15 programs related to the Health Sector: the Ministère de la Santé (14 programs), and the Ministère de l'élevage (1 program). Upper-bound estimates suggest that 78% of the nutrition-related budget or \$12.27 per-capita is allocated to this sector.

Two MDA's manage 8 programs related to the Social Protection Sector: the Ministère de l'Économie de la Planification et de l'Aménagement du Territoire (6 programs) and the Ministère des Affaires Sociales (2 programs). Upper-bound estimates suggest that 6% of the nutrition-related budget or \$0.99 per-capita is allocated to this sector.

One MDA manages 2 programs related to the WASH sector: the Ministère des Mines, Eau et Énergie. Upper-bound estimates suggest that 12% of the nutrition-related budget or allocates \$2.03 per-capita is allocated to this sector.

Figure 3 outlines the typology of 6 types of interventions related to the Health sector: Basic Health Care Generic (6 programs), Immunization (2 programs), Reproductive Health (2 programs), Infectious Diseases (2 programs), Specific Non-Stand Alone (1 program), and Stand Alone (2 programs). Upper-bound estimates suggest that these 15 budget-line items total \$12.27 per-capita in allocations.

Figure 4 highlights the typology of 1 type of intervention related to the Social Protection sector: Social Protection Generic (8 programs). Upper-bound estimates suggest that these 8 budget-line items total \$0.32 per-capita in allocations.

Figure 5 outlines the typology of 3 types of interventions related to the WASH sector: Drinking Water Supply (1 programs), Sanitation Only (1 program), and Water Supply Generic (1 programs). Upper-bound estimates suggest that these 3 budget-line items total \$2.03 per-capita in allocations.

Figure 6 outlines the typology of 2 types of interventions related to the Education sector: Education Generic (6 programs), and Health Education (1 program). Upper-bound estimates suggest that these 7 budget-line items total \$0.08 per-capita in allocations.

Figure 7 identifies the typology of 8 types of interventions related to the Agriculture sector: Food Security (1 program), Livestock (9 programs), Agriculture Services (3 programs), Agriculture Production Non-Staples (1 program), Fishery (1 program), Rural Development (3 programs), Agriculture Production Development (1 program), and Other (3 programs). Upper-bound estimates suggest that these 22 budget-line items total \$0.26 per-capita in allocations.