

Comoros	Summary table	Upper-bound		Weighted	
		AMOUNT USD	Per capita USD	AMOUNT USD	Per capita USD
	Nutrition Specific	\$296,450	\$0.39	\$222,337	\$0.30
	Nutrition Sensitive	\$26,349,069	\$35.02	\$7,469,840	\$9.93
	Total	\$26,645,519	\$36.01	\$7,692,178	\$10.22

Figure 1: Nutrition-Relevant Allocations in USD 2014

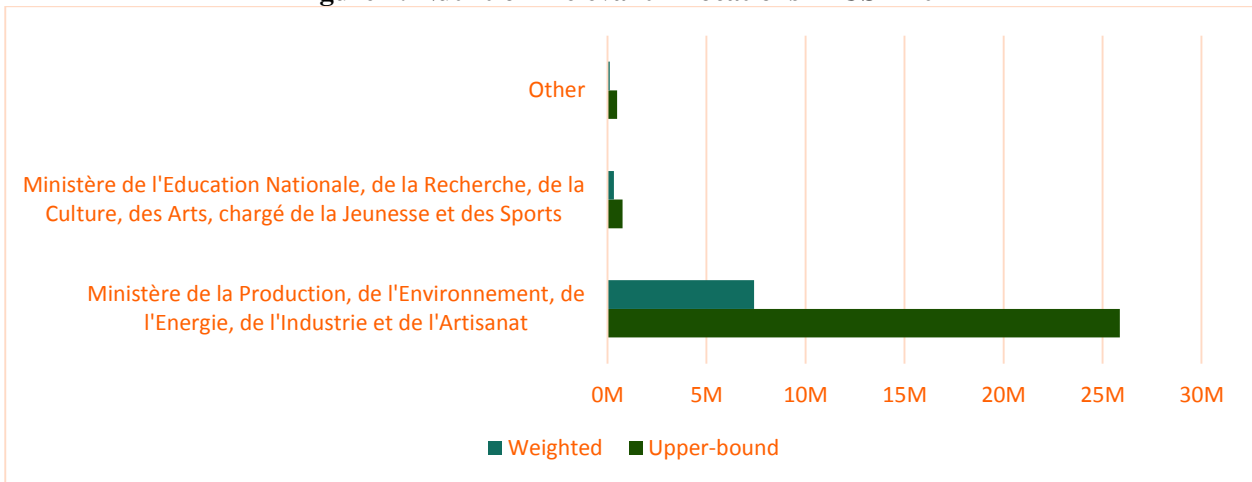


FIGURE 2: Nutrition Specific and Sensitive Allocations in USD 2014

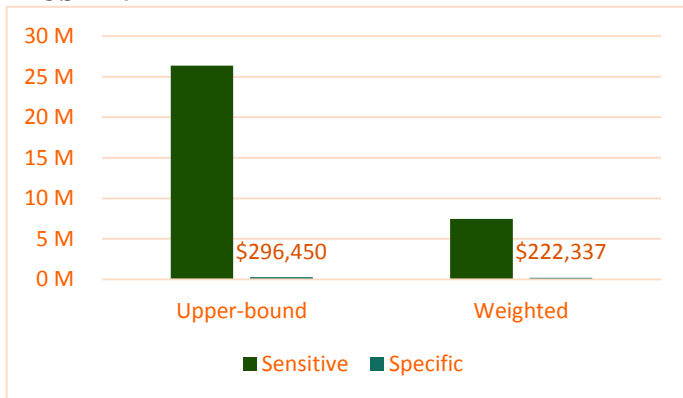


FIGURE 3: Allocations Across Sectors in USD 2014

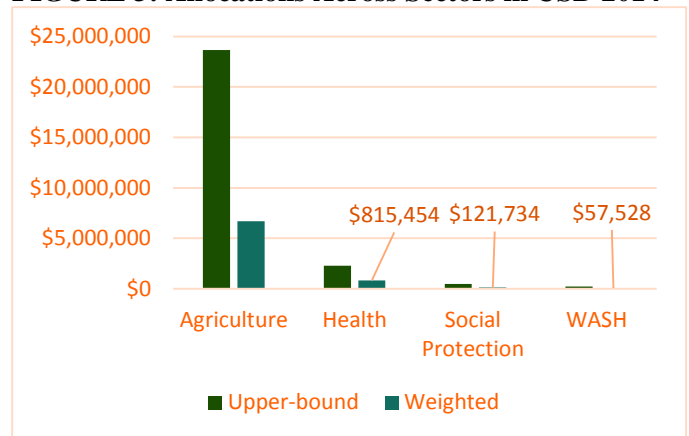


FIGURE 4: Typology of Interventions Within the Health Sector

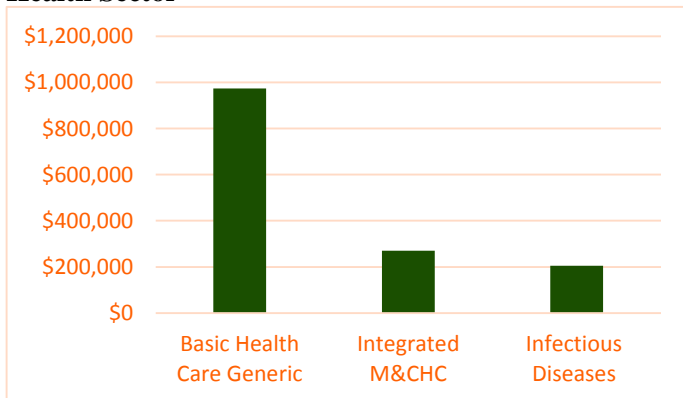


FIGURE 5: Typology of Interventions Within the Social Protection Sector

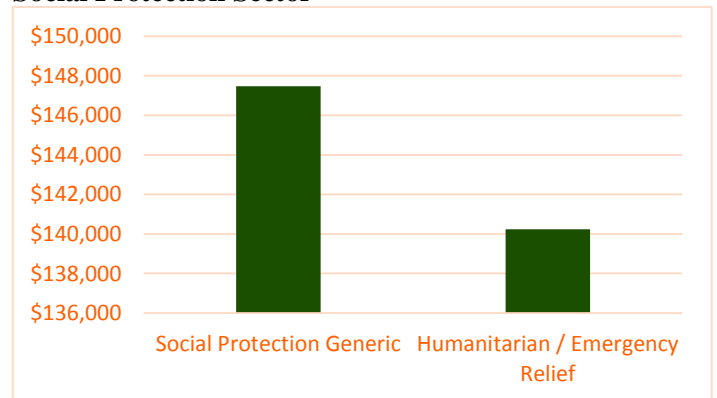


FIGURE 6: Typology of Interventions Within the WASH Sector

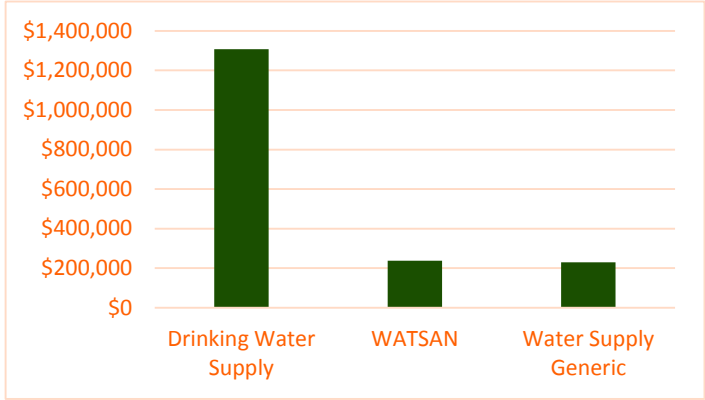
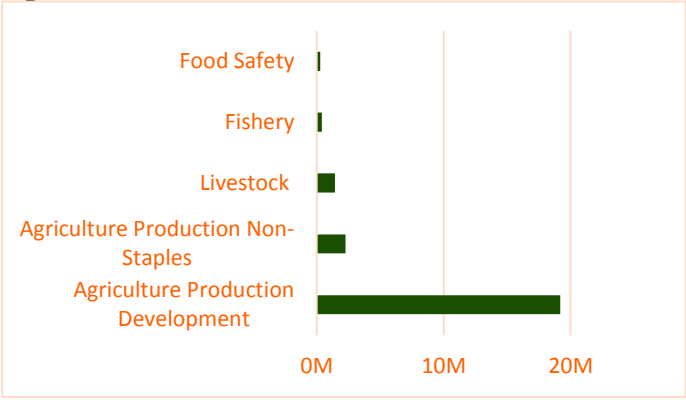


FIGURE 7: Typology of Interventions Within the Agriculture Sector



Explanatory note:

Comoros budgetary structure is aggregated at the program level. This means that each budget line item represents a program. With this information, the 2015 analysis by Comoros identifies 28 nutrition-related programs managed by four identified MDA's in 2014 which totaled \$36.01 per-capita (all estimates in USD). When weighted measurements are applied the budget allocation share for nutrition drops to \$10.22 per-capita.

Figure 1 highlights the differences in budgetary allocations across the four identified MDA's. Upper-bound estimates identify that the Ministère de la Production, de l'Environnement, de l'Energie, de l'Industrie et de l'Artisanat (hence forth Ministère de l'Environnement) allocates \$31.85 per-capita and manages 11 programs. The Vice Présidence en charge du Ministère de la Santé, de la Solidarité, de la Cohésion Sociale et de la Promotion du Genre allocates \$2.76 per-capita and implements 7. Figure 1 also groups two MDA's together as "other" who collectively allocate \$0.81 per-capita and oversee 4 programs.

Figure 2 explains that 19 nutrition-sensitive programs totaled \$34.01 per-capita while 3 nutrition-specific programs accounted for \$0.39 per-capita. All four related MDA's implement nutrition-sensitive programs, whereas one MDA manages nutrition-specific programs.

Figure 3 identifies how the upper-bound allocations of the four MDA's are spread across four nutrition related sectors: Health, Agriculture, WASH and Social Protection.

Three MDA's support the Agriculture sector through supporting 12 programs: the Ministère de la Production, de l'Environnement, de l'Energie, de l'Industrie et de l'Artisanat (7 programs), Vice Présidence en charge du Ministère de la Santé, de la Solidarité, de la Cohésion Sociale et de la Promotion du Genre (4 programs), and Ministère de l'Education Nationale, de la Recherche, de la Culture, des Arts, chargé de la Jeunesse et des Sports (1 program). Upper-bound estimates suggest that 91% of the nutrition-related budget or \$31.34 per-capita is allocated to this sector.

Four MDA manage 6 programs related to the WASH sector: Ministère de la Production, de l'Environnement, de l'Energie, de l'Industrie et de l'Artisanat (3 programs), Ministère de l'Education Nationale, de la Recherche, de la Culture, des Arts, chargé de la Jeunesse et des (1 program), Vice Présidence chargée des Finances, de l'Economie, du Budget de l'Investissement et du Commerce Extérieur chargée des Privatisation (1 program), and Vice Présidence en charge du Ministère de la Santé, de la Solidarité, de la Cohésion Sociale et de la Promotion du Genre (1 program). Upper-bound estimates identify that 6% of the nutrition-related budget or \$2.36 per-capita is allocated to this sector.

Two MDA's manages 4 programs related to the Social Protection sector: Vice Présidence chargée des Finances, de l'Economie, du Budget de l'Investissement et du Commerce Extérieur chargée des Privatisation (2 programs), and Ministère de la Production, de l'Environnement, de l'Energie, de l'Industrie et de l'Artisanat (2 programs). Upper-bound estimates suggest that 1% of the nutrition-related budget or \$0.38 per-capita is allocated to this sector.

Two MDA's manage 5 programs related to the Health sector: where the Ministère de la Production, de l'Environnement, de l'Energie, de l'Industrie et de l'Artisanat (4 programs) and Vice Présidence chargée des Finances, de l'Economie, du Budget de l'Investissement et du Commerce Extérieur chargée des Privatisation (1 program). Upper-bound estimates suggest that 5% of the nutrition-related budget or \$1.92 per-capita is allocated to this sector.

Figure 4 outlines the typology of 3 types of interventions related to the Health sector: Basic Health Care Generic (5 programs), Integrated M&CHC 2 programs, and Infectious Diseases (1 program). Upper-bound estimates suggest that these 7 budget-line items total \$1.92 per-capita in allocations.

Figure 5 highlights the typology of 4 types of intervention related to the Social Protection sector: Social Protection Generic (2 programs), and Humanitarian/ Emergency Relief (2 programs). Upper-bound estimates suggest that these 5 budget-line items total \$0.38 per-capita in allocations.

Figure 6 outlines the typology of 3 types of interventions related to the WASH sector: Drinking Water Supply (4 programs), Water Supply Generic (1 program), and WATSAN (1 program). Upper-bound estimates suggest that these 6 budget-line items total \$2.36 per-capita in allocations.

Figure 7 identifies the typology of 5 types of interventions related to the Agriculture sector: Agriculture Production Development (5 programs), Agriculture Production Non-Staples (1 program), Livestock (2 programs), Fishery (3 programs), and Food Safety (1 program). Upper-bound estimates suggest that these 12 budget-line items total \$31.34 per-capita in allocations.