

Costa Rica	Summary table	Total Budgets		Upper-bound Nutrition Relevant	
		AMOUNT USD	Per capita USD	AMOUNT USD	Per capita USD
		<i>Nutrition Specific</i>	\$128,607,786	\$26.40	\$128,607,785.86
<i>Nutrition Sensitive</i>	\$341,455,051	\$70.08	\$163,679,317.93	\$33.59	
<i>Total</i>	\$470,062,837	\$96.48	\$292,287,103.79	\$59.99	

FIGURE 1: Nutrition-Relevant Allocations in USD 2014

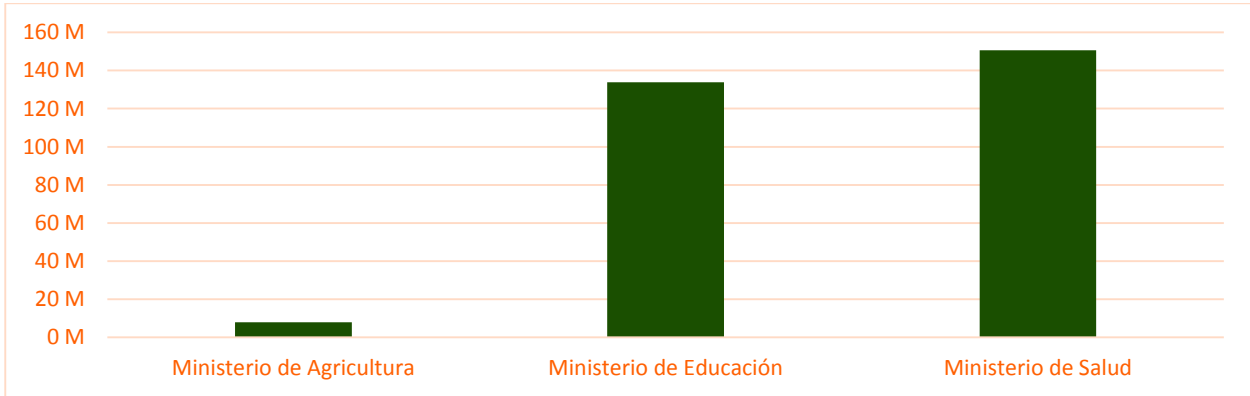


FIGURE 2: Nutrition Specific and Nutrition Sensitive Allocations in USD 2014

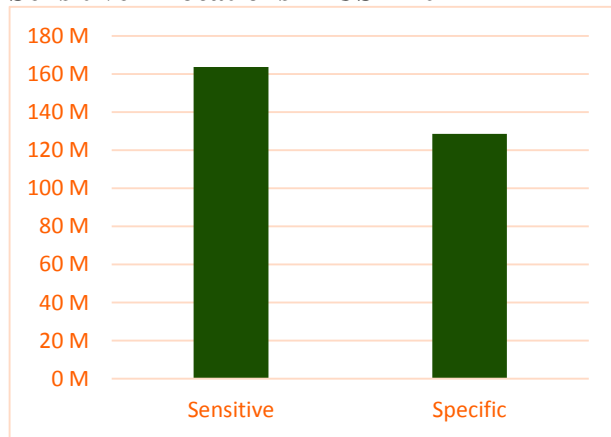


FIGURE 3: Allocations Across Sectors in USD 2014

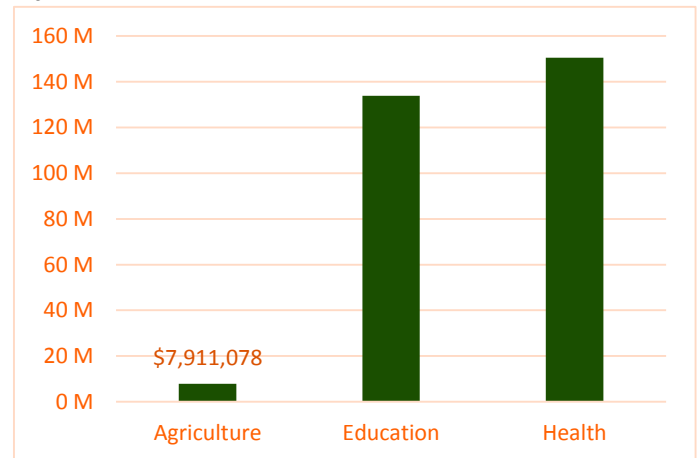


FIGURE 4: Trends in Allocations (GDP Deflator Adjusted for 2013 Prices)

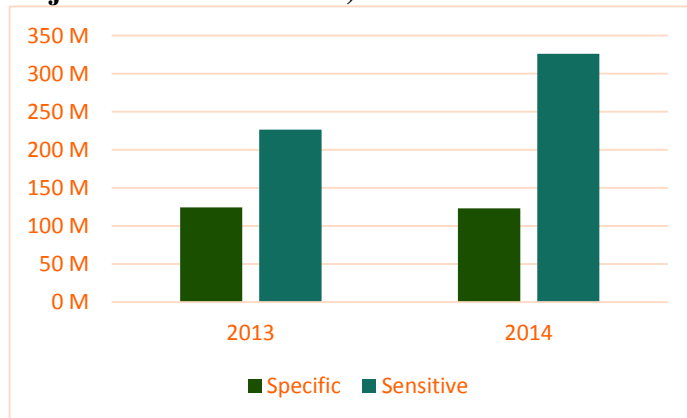


FIGURE 5: Typology of Interventions within the Health sector

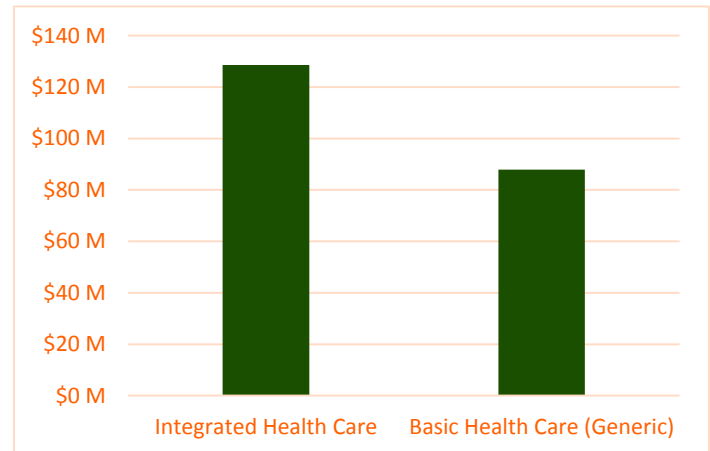


FIGURE 6: Typology of Interventions within the Agriculture Sector

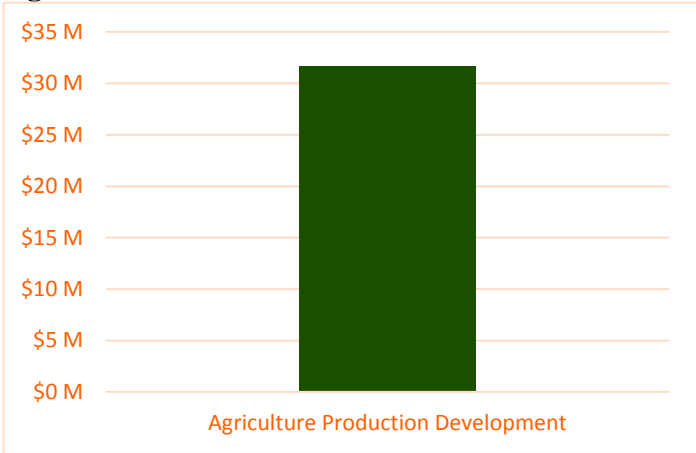


FIGURE 7: Typology of Interventions within the Education sector



Explanatory note:

Costa Rica's budgetary structure is disaggregated at the level of program implementation and budget line items, where each budget line item represents a nutrition-related activity that is part of a larger program. With this information, the 2015 analysis by Cost Rica identifies 5 nutrition-related programs and 14 budget line items that are managed by three identified MDA's in 2014 which totaled \$59.99 per-capita (all estimates in USD).

Figure 1 highlights the budgetary allocations across the three relevant MDA's. Upper-bound estimates show that the Ministerio de Salud allocates \$30.90 per-capita and oversees' 3 programs and 5 budget-line items. The Ministerio de Agricultura allocates \$1.62 per-capita and manages 1 program with 3 budget-line items. The Ministerio de Educación allocates \$27.46 per-capita and implements 6 budget-line items related to 1 program.

Figure 2 explains that allocations for 12 nutrition-sensitive programs totaled \$55.48 per-capita, while 3 nutrition-specific budget-line items accounted for \$26.40 per-capita in allocations. All three MDA's oversee nutrition-sensitive programs while one MDA implements nutrition-specific projects.

Figure 3 highlights allocations by the three identified MDA's across three sectors: Agriculture, Education and Health.

One MDA implements 5 programs related to the Health sector: the Ministerio de Salud. Upper-bound estimates identify that 52% of the total budget or \$30.90 per-capita is allocated to this sector.

One MDA also manages 6 programs related to the Education Sector: the Ministerio de Educacion. Upper-bound estimates suggest that 46% or \$27.46 per-capita is allocated to this sector.

One MDA oversees' 3 programs related to the Agriculture sector: the Ministerio de Agricultura. Upper-bound estimates suggest that 2% or \$1.62 per-capita is spent on this sector.

Figure 4 outlines nutrition related allocation trends across time. The variance is analyzed using 2013 as the baseline and then discounting inflation to the 2014 figure so that both figures are in "2013 prices". The figure identifies that between 2013 and 2014, nutrition-specific program allocations declined by 10%, while nutrition-sensitive program allocations increased by 30%.

Figure 5 details the typology of 2 types of interventions related to the Health sector: Integrate Health Care (3 programs), and Generic Basic Health Care (2 programs). Upper-bound estimates suggest that these 5 budget-line items total \$43.84 per-capita in allocations.

Figure 6 highlights the typology of 1 type of intervention related to the Agriculture sector: Agriculture Production Development (3 programs). Upper-bound estimates suggest that these 3 budget-line items total \$6.41 per-capita in allocations.

Figure 7 outlines the typology of 1 type of intervention related to the Education sector: School Meals (6 programs). Upper-bound estimates suggest that these 6 budget-line items total \$44.95 per-capita in allocations.