

# NUTRITION INVESTMENT SNAPSHOT: BURKINA FASO



99 countries are leading a global movement to end malnutrition in all its forms.

## SUMMARY TABLE

2013 Nominal upper-bound		
	Amount (USD)	Per capita (USD)
<i>Nutrition-specific</i>	5,047,099	5.74
<i>Nutrition-sensitive</i>	90,218,088	0.32
<b>Total</b>	<b>95,265,187</b>	<b>6.06</b>

Burkina Faso's budgetary structure is aggregated at the programme level. This means that each budget line item represents a programme. With this information, the 2016 analysis by Burkina Faso identifies 31 programmes in 2013-2014. The 31 nutrition-relevant programmes are overseen by four ministries, departments and agencies (MDAs), which allocated 0.53 per capita in 2013 (all estimates are in USD).

## Trends in upper-bound nutrition-relevant allocations across MDAs, 2013 (USD)

FIGURE 1

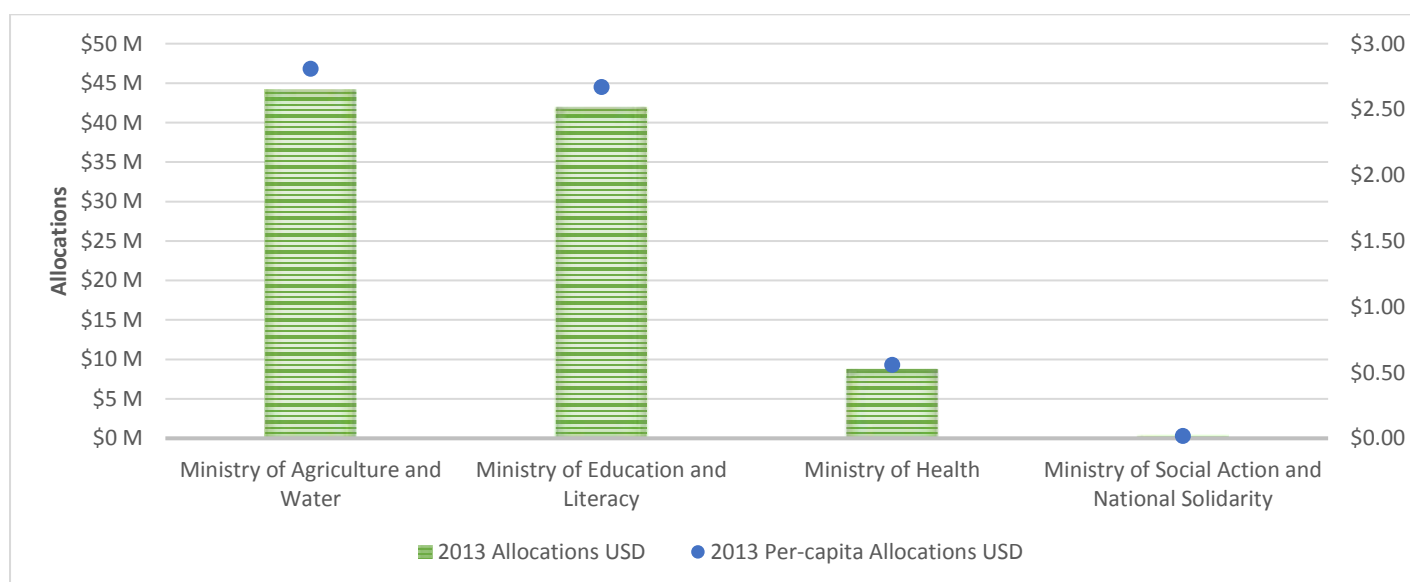
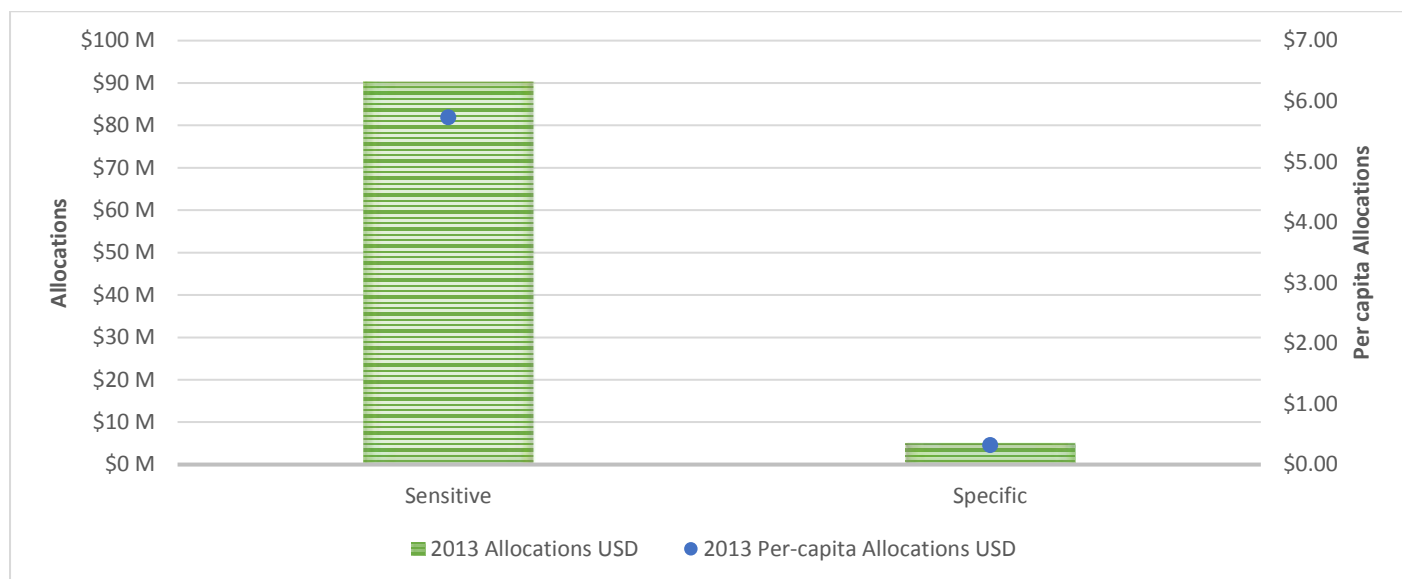


TABLE 1

Ministry, department or agency (MDA)	No. of programmes with allocations (2013)
Ministry of Agriculture and Water	13
Ministry of Education and Literacy	4
Ministry of Health	11
Ministry of Social Action and National Solidarity	3

## Trends in upper-bound nutrition-specific and sensitive budget allocations, 2013 (USD)

**FIGURE 1**



**TABLE 1**

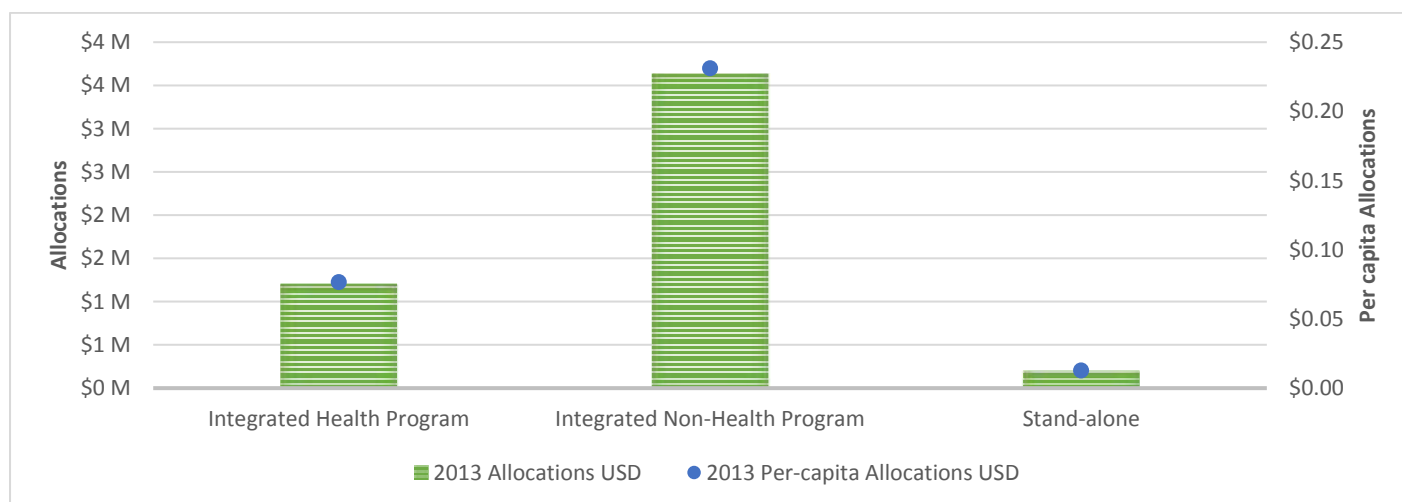
*Categorisation*

No. of programmes with allocations (2013)

Nutrition-sensitive	24
Nutrition-specific	7

## Trends in upper-bound allocations of nutrition-specific sub-typologies 2013 (USD)

**FIGURE 2**



**TABLE 2**

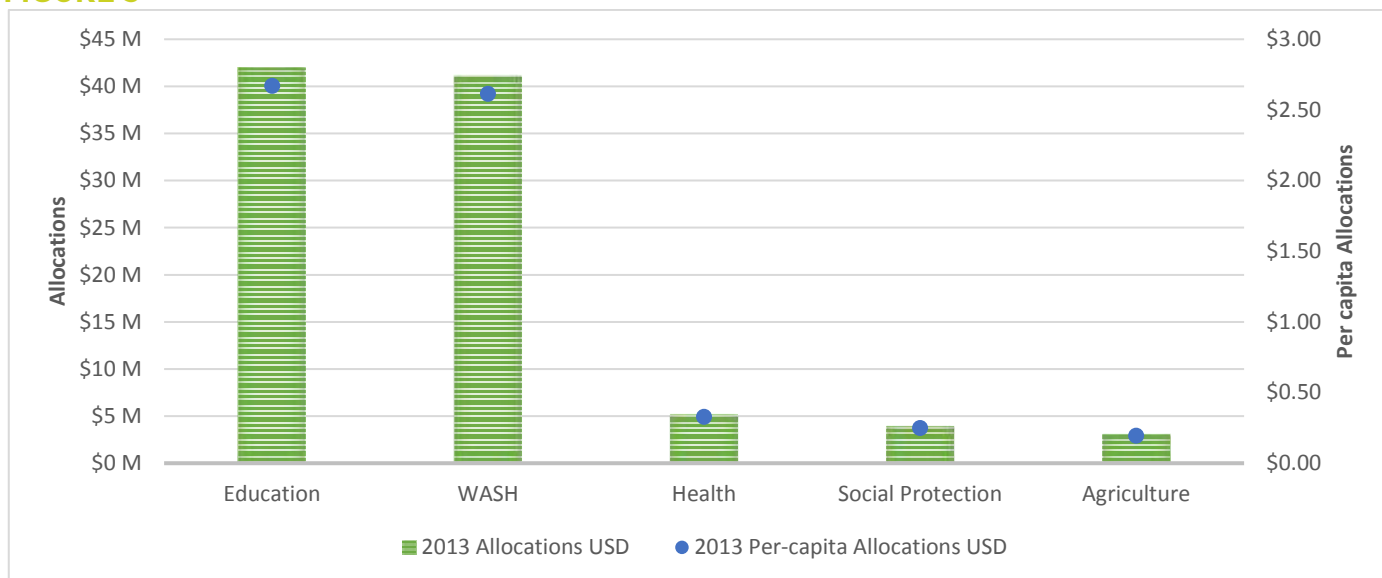
*Nutrition-specific typology*

No. of programmes (2013)

Integrated health programme	4
Integrated non-health programme	2
Stand-alone programme	1

## Trends in upper-bound sectoral budget allocations, 2013 (USD)

**FIGURE 3**

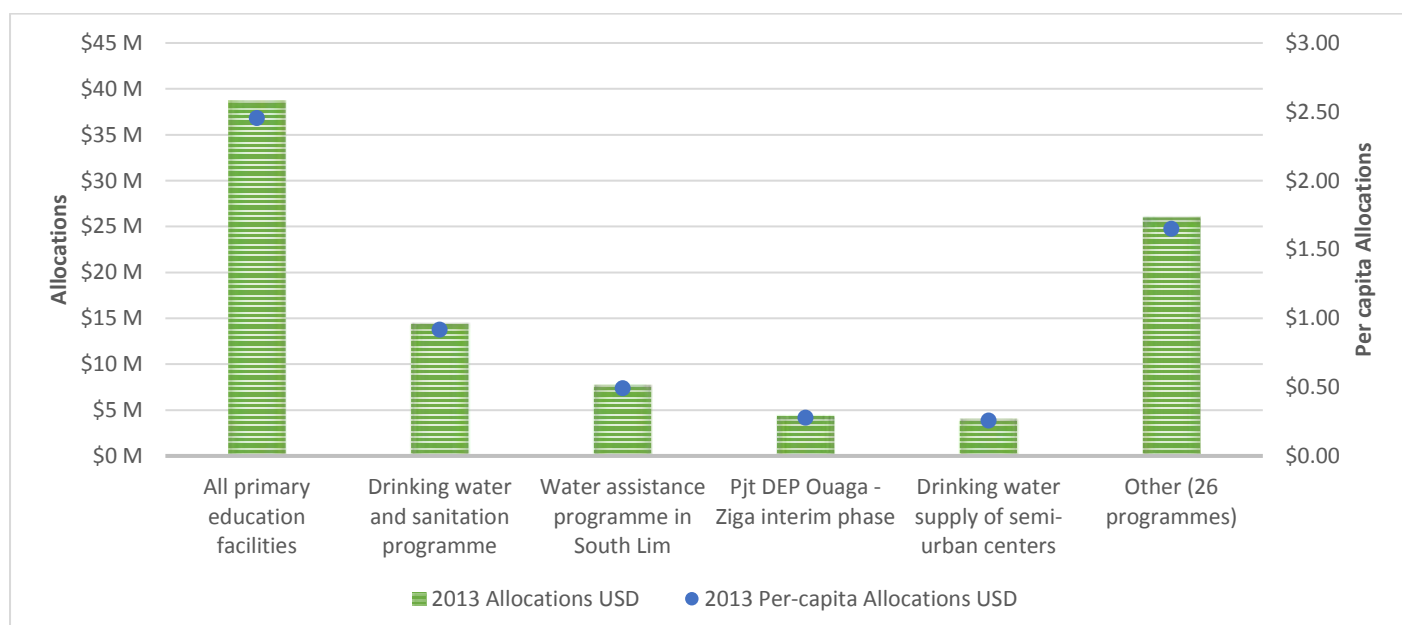


**TABLE 3**

Sectors	No. of programmes with allocations (2013)
Education	4
WASH	11
Health	9
Social protection	5
Agriculture	2

## Trends in upper-bound major programmes, 2013 (USD)

**FIGURE 4**



**TABLE 4****Major programmes**

	<b>Sector</b>	<b>Typology</b>
All primary education facilities	Education	Early Child Development
Drinking water and sanitation programme	WASH	WATSAN
Water assistance programme in South Lim	WASH	Water Supply Generic
Project DEP Ouaga-Ziga interim phase	WASH	Drinking water supply
Drinking water supply of semi-urban centers	WASH	Drinking water supply
Other (26 programmes)	Other	Other

---

---